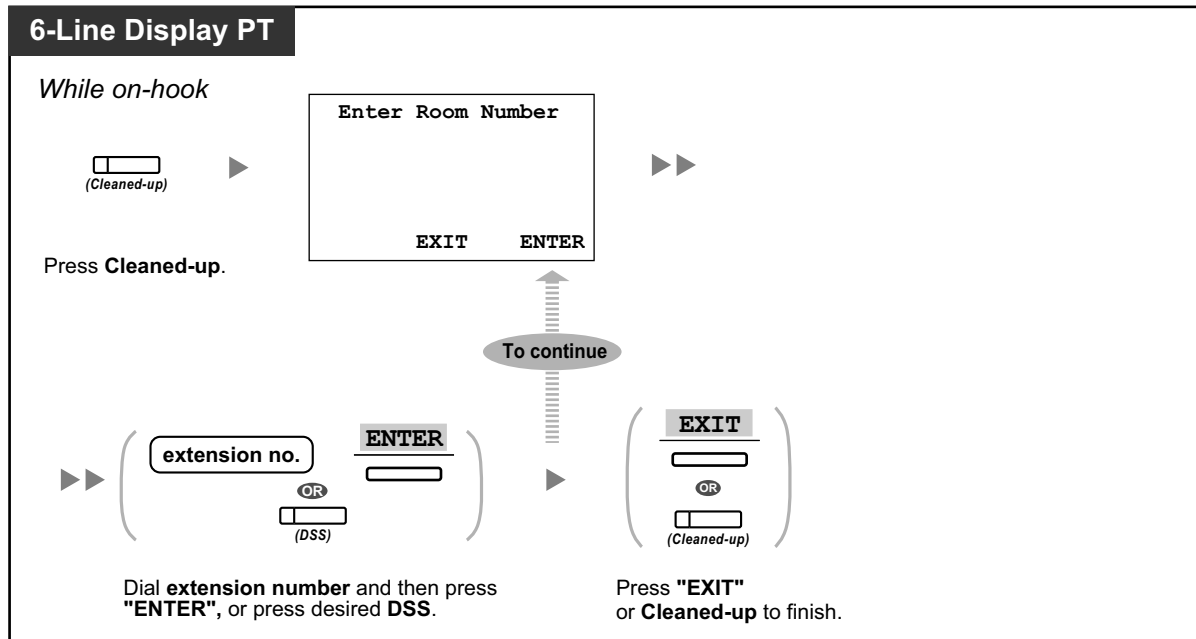


**To change the cleaning status of a room (KX-TDA50/KX-TDA100/KX-TDA200 only)**



- For information about other Hospitality features, refer to "1.3.33 HOSPITALITY FEATURES".



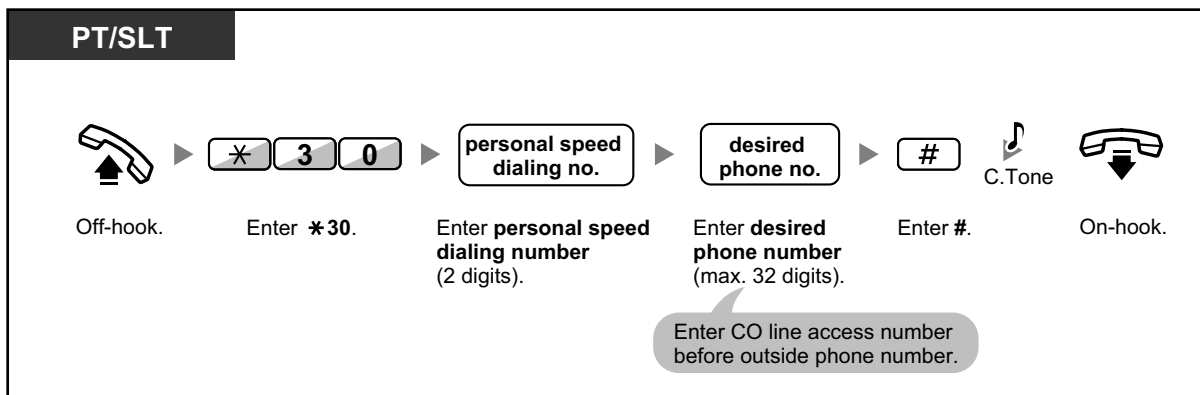
**Customizing Your Phone**

- 3.1.4 Customizing the Buttons  
Create or edit a Check-in, Check-out, or Cleaned-up button.

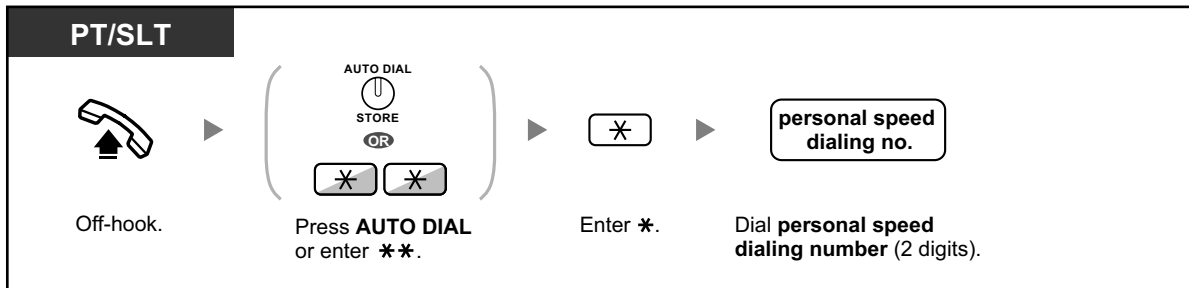
## 1.3.60 Speed Dialing, Personal

You can store up to 100 numbers at your extension for your personal use. This feature is also known as Station Speed Dialing.

**To store a phone number**



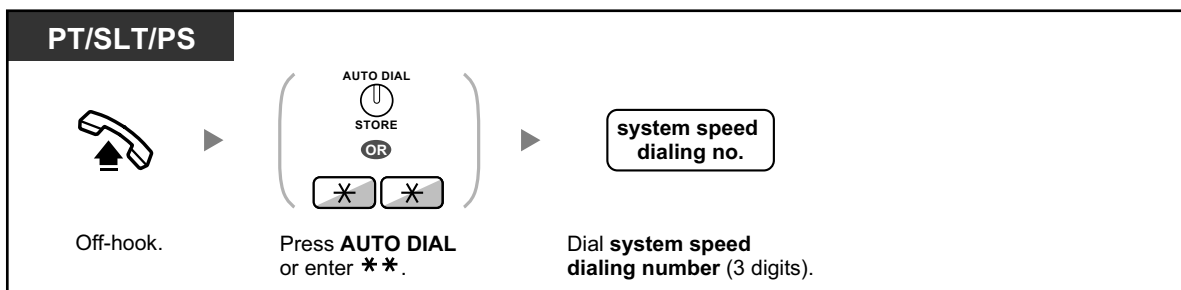
To dial



- To call using a directory, refer to "1.4.3 Directories".

### 1.3.61 Speed Dialing, System

You can make calls using speed dialing numbers stored in the PBX.



- To call using a directory, refer to "1.4.3 Directories".

### 1.3.62 SVM (Simplified Voice Message)

Your PBX can provide you with answering machine service if an SVM card is installed.

Your extension is assigned a message box, into which callers can leave voice messages for you.

After callers reach your message box, they will hear your personal greeting message. You can record two kinds of personal greetings: a normal greeting message and a greeting message for each time mode. You can also play back and clear your greeting messages and the voice messages left by callers.

- ◆◆ Recording a Normal Greeting Message
- ◆◆ Recording a Greeting Message for Each Time Mode
- ◆◆ Redirecting Your Calls to Your Message Box
- ◆◆ Leaving Voice Messages
- ◆◆ Listening to Voice Messages Left by Callers
- ◆◆ Accessing Your Message Box from an Outside Telephone
- ◆◆ Accessing the Message Box of Another Extension from Your Extension